



Shree Shreya Construction

Innovative of prefab



2052 2nd Floor MIG 3rd Stage Near Mother Dairy circle Yelahanka New Town. Banglore-560064.
Mobile No: - +919880542996. Email: - shreyaconstruction@gmail.com

About Us:-

Welcome to Shree Shreya Construction, where we specialize in the design and manufacture of high-quality modular prefab homes and cottages. At Shree Shreya Construction, we believe that everyone should have the opportunity to own a beautiful, well-crafted home, no matter where they live. That's why we have developed a range of prefabricated homes and cottages that can be easily assembled on any foundation, making it possible to have the home of your dreams in even the most remote or challenging locations.


Our modular prefab homes and cottages are built with the same care and attention to detail as traditional on-site construction, using only the highest-quality materials and techniques. Each home or cottage is custom designed to meet the specific needs and desires of our clients, with a wide range of customization options available.

We are committed to sustainability at Shree Shreya Construction, and take pride in the fact that our modular prefab homes and cottages are built in a Site setting, resulting in less waste and a smaller environmental impact.

All our cottages / homes are protected against any weather conditions. Our standard design can withstand heavy sun, winds upto 180 Kmph, heavy rainfall and snow load up to 2ft. The entire external surface of any structure is well protected by weather proof membranes which makes it durable for years. With regular maintenance, the design life of our cottages / homes can be up to 25+ years.

Our Services

- 1) A-Frame Cottages.
- 2) Prefab homes.
- 3) Prefab farmhouse.
- 4) Prefab School buildings.
- 5) Multistore buildings.
- 6) Prefab Restaurant.
- 7) Mezzanine floor.
- 8) Prefab cottage.
- 9) Prefab Resort.
- 10) Industrial buildings.
- 11) Drywall Partition, like glass, bored, fibrocement bored, Gypsum bored, Aerocon panel etc.
- 12) All types Structure Fabrication and Erection.
- 13) Roofing Systems.
- 14) Residential and Commercial Interior .
- 15) Exterior and internal WPC Cladding .





Savings & Rapid Construction Cost: Light-weight, therefore results in structural savings up to 20%. **Time:** construction that is three times quicker than that of conventional brick-and-mortar buildings. **Labour:** Pre-cured ready-to-use, therefore eliminates on site curing.



Service & Quality Assurance:- Assurance of superior quality in both materials and execution services, supported by rigorous inspections and established quality assurance protocols.



Strength: Resistant To Earthquakes & Wind Shree Shreya prefab structures exhibit an exceptional strength-to-weight ratio, providing them with significant resistance to wind forces. They are capable of enduring wind speeds of up to 180 km/h. **Solid & Sturdy:** Cement-based panels with compressive strength with high axial compression & bending.



Space & Geometric Precision Thinner Walls: Provides additional carpet area up to 5%. The characteristics of Steel construction allow for the attainment of tolerances as precise as 0.5 mm, resulting in efficient and accurate building processes.



Sustainable & Eco-friendly Saves resources: Cement and sand are not required during construction or finish. Environmental benefits across various life cycle categories are observed when compared to traditional structures, notably including reduced consumption of water & material resources.



Reduced Weight, Enhanced Recyclability Shree Shreya construction is approximately 50% lighter than conventional buildings and utilizes steel that is entirely recyclable & reusable. The unique tongue & groove joint makes it easy to install and uninstall.



Termite Resistance steel-intensive construction method, providing enhanced protection for the structures against termites and insect infestations, in contrast to wood based construction.




Safe With Fire Resistance Shree Shreya Construction walls are certified by NABL approved lab to withstand fire for up to 90 minutes. **Toxic emissions: None.**

Material Details


1) Steel Structure Frame As Per Drawing:- M.S Steel Structure fabrication and Erection at site only



2) Wall Readymade wall panel:- sizes 50mm,75mm thick , Size LXH 600x3000mm As per Customer Choice. Its Tongue & Groove Technology.



3) Roofing:- Puff sheet, PPGI Sheet, Mangalore Tiles, Shingles etc. As per Customer choice.



4) Windows and Doors:- Doors are plywood with WPC Frame, Bathroom doors are WPC , Windows are Aluminium and UPVC depends on customer Choice.



5) Bathroom Fittings and Internal plumbing :- All fittings are basic models we used like W/C, Hindware, Cera, Parryware, /Shower , wall mixer. Taps ESSES make basic models used.



6) Painting:- Internal wall 1 cote wall putty J.K brill and 2 cote Tractor Emulsion water based paint. External wall 2 cote water based Dam proof paint.



10 Billion

5 Billion

7) Flooring:- we used basic price local tiles 45/sft and bathroom wall tiles height up to 7 feet



8) Electrical wiring with Switches :- we provided electrical wiring with Switches , Note:- Fan, Lights, A/C, should be client Scope. We used branded cables and Switches like, Hi-Fi, GM, Anchor, KLE, Panasonic , etc.



2022




2023

2024

2025

9) Ceiling :- Gypsum bored we used 12mm thick. Also we provide WPC/ wooden/PVC Ceiling depends on costumer Choice .



Projects Completed







Price Package

Classic Package 1550/sft

- 1) Structure.
- 2) Wall 50mm Aerocon panel.
- 3) Roof PPGI Sheet.
- 4) Flooring Vitrified tiles basic price.
- 5) Paint 2 cote in side and 2 cote out side.
- 6) Windows Aluminium 2-track 4x4 size.
- 7) Bathroom and kitchen plumbing internal.
- 8) Bathroom fittings like W/C set. Wall mixer, Shower, local brand.
- 9) Doors are plywood doors and bathroom pvc type.
- 10) Electrical wiring with Switches (limited) .

Elite Package 1650/sft

- 1) Structure.
- 2) Wall 75mm Aerocon panel.
- 3) Roof puff 30mm Sheet.
- 4) Flooring Vitrified tiles basic price.
- 5) Paint 1 cote wall putty 2 Tractor Emulsion in side and 2 cote water proof paint out side.
- 6) Windows Aluminium 3-track 4x4 size.
- 7) Bathroom and kitchen plumbing internal.
- 8) Bathroom fittings like W/C set. Wall mixer, Shower, Parry ware, Cera, basic models .
- 9) Doors are plywood doors and bathroom WPC type. With WPC Frame.
- 10) Ceiling will be gypsum bored.
- 11) Electrical wiring with Switches.

Deluxe Package 1850/sft

- 1) Steel Structure Frame .
- 2) Wall 75mm Aerocon panel.
- 3) Roof Shingles.
- 4) Flooring vitrified tiles basic price.
- 5) Paint 1 cote wall putty 2 cote tractor Emulsion in Interior wall and 2 cote weatherproof paint.
- 6) Windows UPVC 3-track .
- 7) Bathroom and kitchen plumbing internal .
- 8) Bathroom fittings like W/C set, wall mixer, shower, parry ware, cera, basic models.
- 9) Doors are plywood doors and bathroom WPC type. With WPC frame.
- 10) Ceiling will be gypsum bored.
- 11) Electrical wiring with Switches.

Client Scope.

- 1) Foundation Should be client scope.
- 2) Pit, Sump, Overhead Tank Client Scope.
- 3) External plumbing Client Scope.
- 4) Power and Water provided at site Free of Cost.
- 5) Above Mention All price are Excluded GST 18%.
- 6) Provided worker Room out Bangalore Area.
- 7) Material Security will be Client Scope.
- 8) Any other fittings like External wall planks, WPC Cladding , Toughened Glass extra Cost.

Connect with us.



Email
Shreyaconstruction.k@gmail.com



Social Media



Call us
+91-9880542996

